



新纪元学院

KOLEJ NEW ERA



Course Management System

Teacher Manual - GIFT

# How to Import Question – GIFT Format

- **GIFT Format supports five question types:**
  - ✓ Multiple-Choice
  - ✓ Short Answer
  - ✓ True-False
  - ✓ Matching
  - ✓ Numerical
- **GIFT Supports Other Options:**

Question names, feedback and percentage-weight grades
- **Each question is delimited by at least one blank line**

# GIFT Format – Multiple Choice

- For multiple Choice questions, wrong answers are prefixed with a tilde (~) and the correct answer is prefixed with an equal sign (=)

- **Example :**

Who's buried in Grant's tomb? {~Grant  
~Jefferson =no one}

# GIFT Format – Multiple Choice

**1** Who's buried in Grant's tomb?

Marks:  
--/1

Choose one  
answer.

- a. no one
- b. Jefferson
- c. Grant

Submit

# GIFT Format – Fill-in-the blank line

- Using fill-in-the blank line (like this \_\_\_\_ ) format, place the answers where you want the line to appear in the sentence
- **Example:** Grant is {~buried =entombed ~living} in Grant's tomb.

# GIFT Format – Fill-in-the blank line

**1** Grant is \_\_\_\_\_ in Grant's tomb.

Marks:

--/1

Choose one answer.

- a. buried
- b. entombed
- c. living

Submit

# GIFT Format – Short Answer

- **Answers in short Answer question-type are all prefixed by an equal sign (=), indicating that they are all correct answers. The answers must not contain a tilde**
- **If there is only one correct Short Answer, it may be written without the equal sign prefix, as long as it cannot be confused as True-False (answer can't put T, F, True or False)**
- **Example – What's 6 plus 2? {=eight =8}.**  
What's 6 plus 2? {eight}

# GIFT Format – Short Answer

1 What's 6 plus 2?

Marks:

--/1

Answer:

Submit

# How to Import Question – True-False

- In this question-type the answer indicates whether the statement is true or false. The answer should be written as {TRUE} or {FALSE}, or abbreviated to {T} or {F}
- **Example** - Grant is buried in Grant's tomb.  
{FALSE}

# How to Import Question – True-False

1 Grant is buried in Grant's tomb.

Marks:

--/1

Answer:

True

False

Submit

# GIFT Format - Matching

- Matching pairs begin with an equal sign (=) and are separated by this symbol “->”. There must be at least three matching pairs.
- Matching questions do not support feedback or percentage answer weights. (refer to next slides)
- **Example** - Match the following countries with their corresponding capitals. {
  - =Canada -> Ottawa
  - =Italy -> Rome
  - =Japan -> Tokyo
  - =India -> New Delhi}

# GIFT Format - Matching

1 Match the following countries with their corresponding capitals.

Marks:  
--/1

Canada

Choose... ▼

Italy

Choose... ▼

India

Choose... ▼

Japan

Choose... ▼

Submit

# GIFT Format - Numerical

- The answer section for Numerical questions must start with a number sign (#)
- **Example** - When was Ulysses S. Grant born? {#1822}

# GIFT Format - Numerical

- Numerical answers can include an error margin, which is separated by a colon.
- **Example** - What is the value ?  $\{\#2:0.5\}$
- This indicates that 2 with an error margin of 0.5 is correct
- So the correct answer span is anything between 1.5 and 2.5

# GIFT Format - Numerical

- Optionally, numerical answers can be written in a interval span
- **Example** - What is the value ? {#2.1..2.9}
- Numerical answer can be written as a span between 2.1(Minimum) and 2.9 (Maximum)

# GIFT Format - Numerical

1

What is the value ?

Marks:

--/1

Answer:

Submit

# GIFT Format - Numerical

- GIFT support multiple numerical answers (Like following example)
- If multiple answers are used, they must be separated by an "equal sign", like short answer questions.
- It can be particularly usefully when combined with "percentage weight grades" function
- **Example** - When was Ulysses S. Grant born? { #  
=1822:0  
=%50%1822:2 }
- Above sample, numerical answers can be written as a span between 1820~1824 (1822 can get full mark, other answers get half mark)

# GIFT Format - Numerical

**1** When was Ulysses S. Grant born?

Marks:

--/1


























Answer:

Submit

# GIFT Option – Question Name

- If no question name is specified, the entire question will be used as the name by default
- A question name can be specified by placing it first and enclosing it within “double colons”
- **Example** - **::My Question Name::** The American holiday of Thanksgiving is celebrated on the {~second ~third =fourth} Thursday of November.

# GIFT Option – Question Name

-      Grant is \_\_\_\_\_ in Grant's tomb. 
-      **My Question Name** 
-      What is the purpose of first a? 
-      What two people are entombed in Grant's tomb? 
-      Who's buried in Grant's tomb? 

# GIFT Option - Feedback

- Feedback is displayed for the answer the student selected
- Feedback can be included for each answer by following the answer with a “number sign - #” (also known as hash mark) and the feedback comment
- **Example** – Who’s buried in Grant’s tomb?  
{  
=nobody#excellent answer!  
~John#wrong answer! }

# GIFT Option - Feedback

1

Marks:  
1/1

Who's buried in **Grant's tomb**?

Answer:

nobody



excellent answer!

Submit

Correct

Marks for this submission: 1/1.

# GIFT Option – Percentage Answer Weights

- Percentage answer weights are available for both Multiple Choice and Short Answer questions.
- Percentage answer weights can be included by following the tilde (for Multiple Choice) or equal sign (for Short Answer) with the **desired percent** enclosed within **"percent signs"** (e.g., %50%). This option can be combined with feedback comments
- The following examples-2,3 are essentially the same question, first as multiple choice and then as short answer:

# GIFT Option – Percentage Answer Weights

- Example 1 – Difficult question. {~Wrong answer  
~%50%half credit answer =full credit answer}
- Example 2 – ::Jesus' hometown:: Jesus Christ was from {  
~Jerusalem#This was an important city, but the wrong  
answer.  
~%25%Bethlehem#He was born here, but not raised here.  
~%50%Galilee#You need to be more specific.  
=Nazareth#Yes! That's right! }.
- Example 3 – ::Jesus' hometown:: Jesus Christ was from {  
=Nazareth#Yes! That's right!  
=%75%Nazereth#Right, but misspelled.  
=%25%Bethlehem#He was born here, but not raised here.  
}

# GIFT Option – Multiple Answers

- The Multiple Answers option is used for multiple choice questions when two or more answers must be selected in order to obtain full credit.
- The multiple answers option is enabled by assigning **partial answer weight** to multiple answers, while allowing no single answer to receive full credit
- Note that there is no equal sign (=) in any answer and the answers should total no more than 100%, otherwise Moodle will return an error.
- To avoid the problem of students automatically getting 100% by simply checking all of the answers, it is best to include negative answer weights for wrong answers
- There are two examples as following:

# GIFT Option – Multiple Answers

➤ What two people are entombed in Grant's tomb? {

~No one

~50%Grant

~50%Grant's wife

~Grant's father

}

➤ What two people are entombed in Grant's tomb? {

~50%No one

~50%Grant

~50%Grant's wife

~50%Grant's father

}

# GIFT – Special Options

- $\sim = \# \{ \}$  symbols cannot be used as normal text within questions in GIFT format
- Using backslash ( $\backslash$ ) to escape special function characters  $\sim = \# \{ \}$  When you need to use these characters
- **Example** - Which answer equals 5? {

$$\sim \backslash = 2 + 2$$

$$= \backslash = 2 + 3$$

$$\sim \backslash = 2 + 4$$

}

# GIFT – Special Options

1 Which answer equals 5?

Marks:  
--/1

Choose one  
answer.

a. = 2 + 2

b. = 2 + 3

c. = 2 + 4

Submit

# GIFT - Video

➤ <http://www.youtube.com/watch?v=kyILBZ3DR6I>

Course Management System  
**Teacher Manual**



*~The End~*